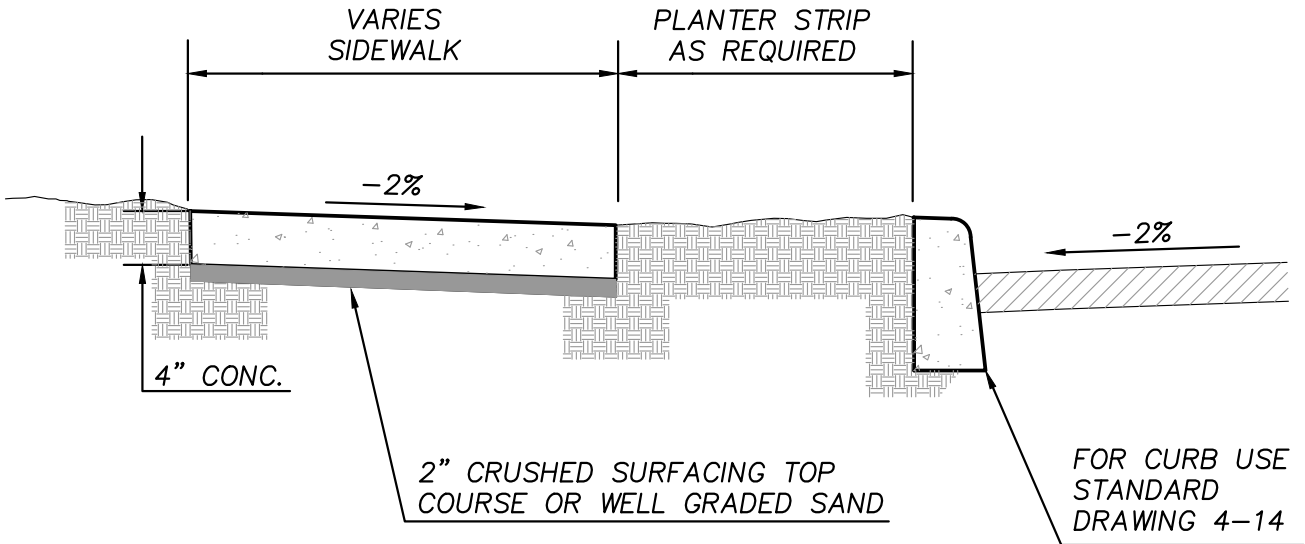
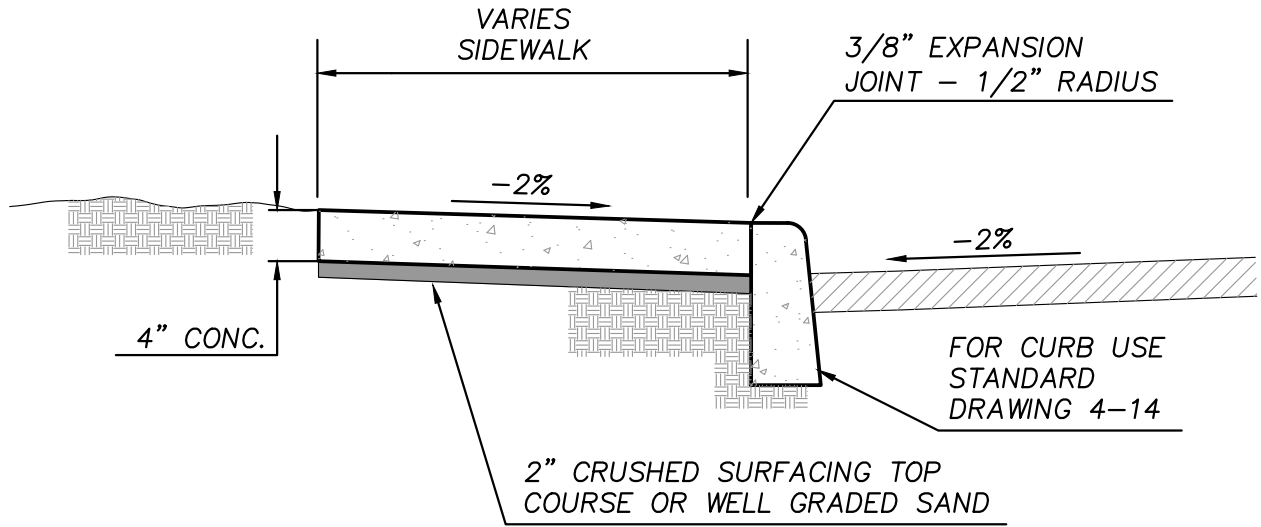


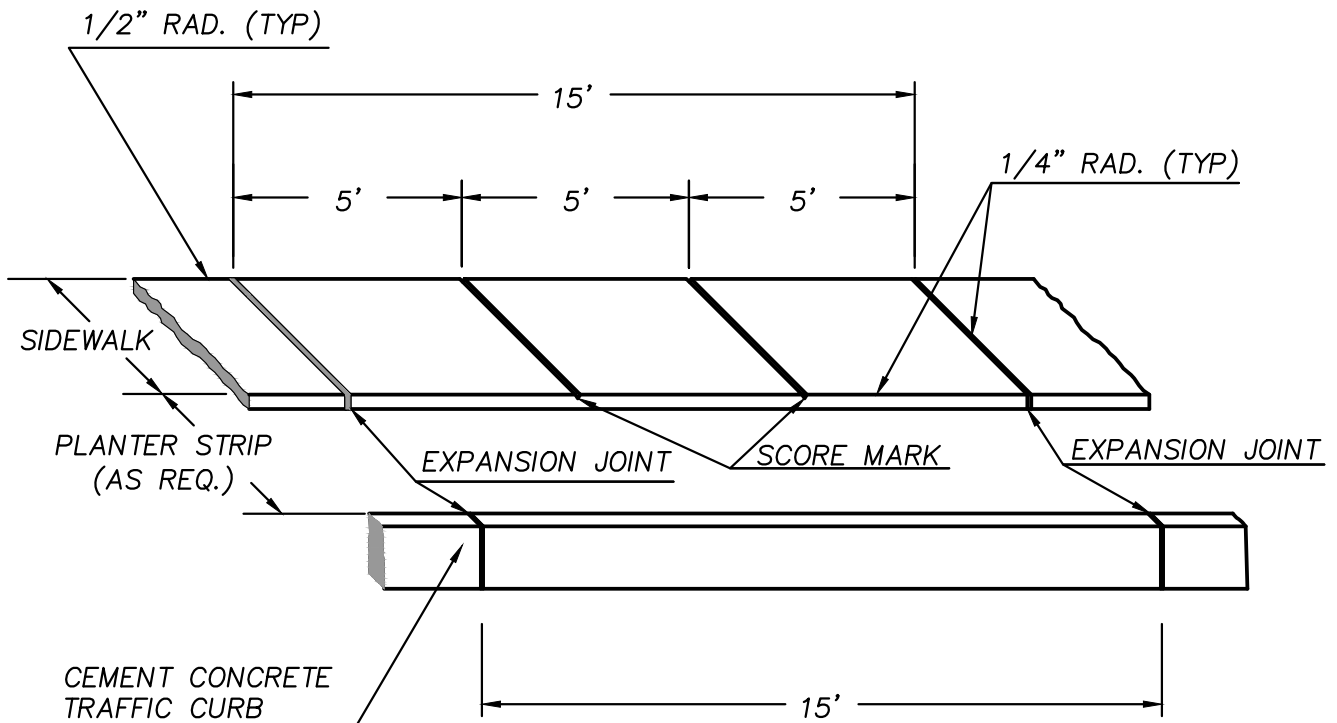
* FOR USE ONLY WITH A WRITTEN DEVIATION APPROVAL FROM THE CITY ENGINEER



NOTES:

1. FOR JOINTS AND SCORING, SEE OLYMPIA STANDARD DRAWING 4-10.
2. CONCRETE DRIVEWAYS REQUIRE A MINIMUM DEPTH OF 9".
3. WHEN CHECKED WITH A 10 FOOT STRAIGHTEDGE, GRADE SHALL NOT DEVIATE MORE THAN 1/8 INCH, AND ALIGNMENT SHALL NOT VARY MORE THAN 1/4 INCH.

APPROVED BY	REVISED DATE	CITY OF OLYMPIA	STD. DWG. NO.
FRAN R. EIDE, PE	12/17/2015	IMPERMEABLE CONCRETE SIDEWALK *	4-9C
CITY ENGINEER			



NOTES:

1. EXPANSION JOINT MATERIAL TO BE 3/8" THICK PREMOLDED JOINT FILLER FULL THICKNESS OF CONCRETE.
2. FORM AND SUBGRADE INSPECTION REQUIRED BEFORE POURING CONCRETE.
3. SCORE MARKS SHALL BE ±1/8" WIDE BY ±1/4" DEEP. FOR SIDEWALKS OVER 8' IN WIDTH, A LONGITUDINAL SCORE MARK SHALL BE MADE ALONG CENTER OF WALK.
4. EXPANSION JOINTS SHALL BE INSTALLED IN CURB AND GUTTER AND IN SIDEWALK AT PC AND PT AT ALL CURB RETURNS. EXPANSION JOINTS SHALL BE PLACED IN SIDEWALK AT SAME LOCATIONS AS IN CURB AND GUTTER WHEN SIDEWALK IS ADJACENT TO CURB AND GUTTER, UNLESS OTHERWISE DIRECTED BY ENGINEER.

APPROVED BY	REVISED DATE	CITY OF OLYMPIA	STD. DWG. NO.
FRAN R. EIDE, PE	9/1/2015	SIDEWALK SPACING EXPANSION JOINTS & SCORE MARKS	4-10
CITY ENGINEER			