

Month
May

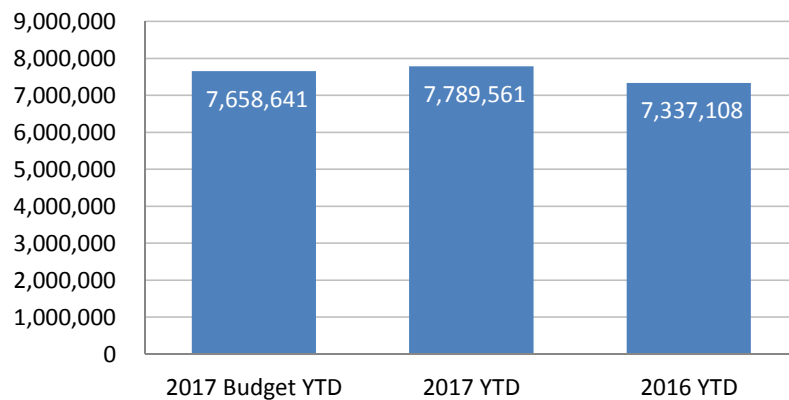
Budget Dashboard Updated Through May 31, 2017

Sales Tax includes General Sales Tax collected in the General Fund.
Development Fees include Permits and Other Fees collected in the General Fund.

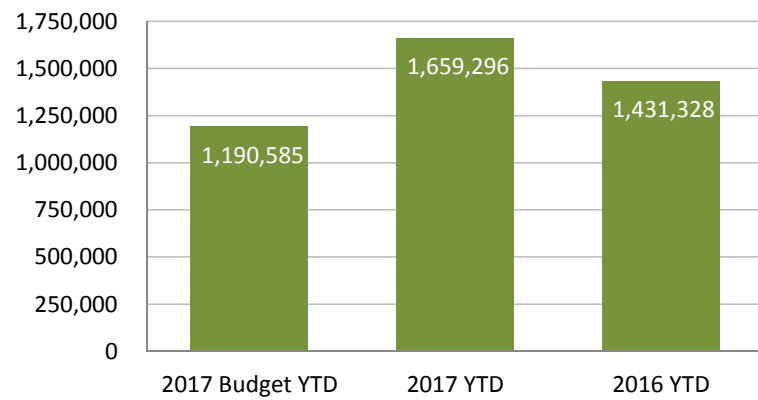
| Sales Tax | May '17 vs. '16 | Pct Var. |
|-----------------|-----------------|----------------|
| 2016 Current | 1,554,160 | 88,163 |
| 2017 Current | 1,642,323 | '15 Budg Var |
| 2017 Budget YTD | 7,658,641 | 130,920 |
| 2017 YTD | 7,789,561 | YTD '17 vs '16 |
| 2016 YTD | 7,337,108 | 452,453 |
| | | 6.2% |

| Development Fees | May '17 vs. '16 | Pct Var. |
|------------------|-----------------|----------------|
| 2016 Current | 257,734 | 196,611 |
| 2017 Current | 454,345 | '15 Budg Var |
| 2017 Budget YTD | 1,190,585 | 468,711 |
| 2017 YTD | 1,659,296 | YTD '17 vs '16 |
| 2016 YTD | 1,431,328 | 227,968 |
| | | 15.9% |

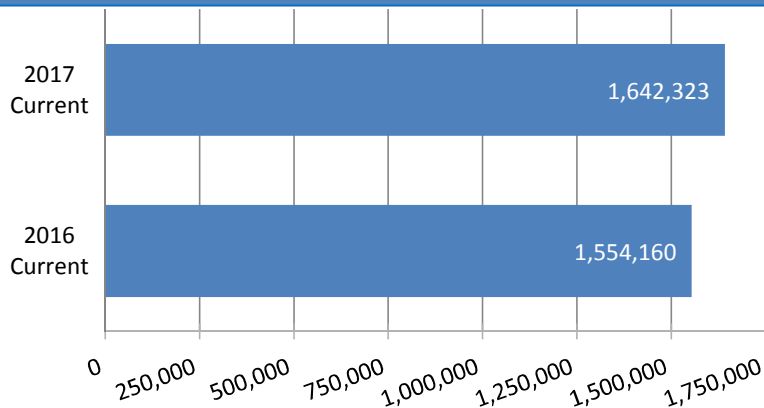
YTD Sales Tax Through - May 2017



YTD Development Fees Through - May 2017



Sales Tax Collected - May 2017



Development Fees Collected - May 2017

